

# 12054

TELEHANDLER

# SKYTRAK®



## Performance

Rated Capacity	12,000 lb	5,443 kg
Maximum Lift Height	53 ft 2 in.	16.2 m
Load at Max Height	5,000 lb	2,268 kg
Maximum Forward Reach	38 ft 10 in.	11.8 m
Load at Max Reach	3,500 lb	1,588 kg
Frame Leveling	10°	
Lift Speed (boom retracted)		
Up	17 sec	
Down	16 sec	
Boom Speed		
Extended	16 sec	
Retracted	15.5 sec	
Top Travel Speed (4-Speed)	18.2 mph	29.3 kph
Drawbar Pull (loaded)	30,000 lb	133.5 kN
Outside Turning Radius	166 in.	4.21 m
Operating Weight	30,357 lb	13,770 kg

## Standard Specifications

### Engine

Make and Model	Cummins QSF3.8L Tier 4 F	
No. of Cylinders	4	
Displacement	232 cu in.	3.8 L
Gross Power Basic	110 hp	82 kW
Maximum Torque @ 1500 rpm	348 lb-ft	472 Nm
Fuel Tank Capacity	35 gal	132.5 L

### Transmission

Powershift.  
4-speed forward and 3-speed reverse.

### Axles

Full-time planetary 4-wheel drive.  
Oscillating rear axle with Stabil-Trak system.

### Brakes

Hydraulically actuated inboard wet disc brakes.  
Emergency brake with transmission declutch feature.

### Tires

Standard	400/75-28
Optional	Foam-Filled, Solid or Non-Marking

### Cab

Certified ROPS/FOPS structure.  
Adjustable suspension seat with retractable seat belt.  
Single joystick controls.  
Integrated arm rest.  
Rear view mirrors.

### Steering 4-Wheel

Power steering.  
Operator selectable 4-wheel circle, 4-wheel crab, 2-wheel front.

### Instruments

- Hourmeter
- Voltmeter
- Temperature Gauge
- Engine Oil Pressure Gauge
- DEF Gauge
- Fuel Gauge

### Hydraulic System-Implement

Capacity	50 gal	189 L
----------	--------	-------

Piston pump.

Variable flow, load sensitive hydraulic system.

Load holding valves on frame level, stabilizer, attachment tilt, extend and lift cylinders.

Auxiliary hydraulics used for all attachments equipped with cylinders or other hydraulic components. Consists of valves, controls and hydraulic lines.

### Accessories & Options

- Enclosed Cab
- Work Lights
- Road Lights
- Air Conditioning
- Rotating Beacon
- Fenders
- Reverse Sensing System
- White Noise Back-up Alarm
- Reversing Camera
- Positive Air Shut Off
- 74 hp Engine

### Attachments

Standard Carriage	50 in.	1.3 m
	60 in.	1.5 m
	72 in.	1.8 m
Side-Tilt Carriage	50 in.	1.3 m
	60 in.	1.5 m
	72 in.	1.8 m
Swing 90° Carriage	72 in.	1.8 m
Side Shift Carriage	48 in.	1.2 m
Dual Fork Positioning Carriage	50 in.	1.3 m
Pallet Forks	2.36 in. x 5 in. x 48 in.	60 mm x 127 mm x 1.2 m
	2.00 in. x 6 in. x 72 in.	51 mm x 152 mm x 1.8 m
	2.00 in. x 7 in. x 60 in.	51 mm x 178 mm x 1.5 m
Lumber Forks	2.36 in. x 6 in. x 60 in.	60 mm x 152 mm x 1.5 m
	2 in. x 2 in. x 48 in.	51 mm x 51 mm x 1.2 m
Cubing Forks	72 in., 1.0 cu yd	1.8 m, 0.76 m³
	102 in., 2.0 cu yd	2.6 m, 1.53 m³
Fork Mounted Work Platform	8 ft, 1,000 lb Capacity	2.4 m, 455 kg Capacity
Pipe Grapple	72 in, 2,000 Capacity	1.8 m, 907 kg Capacity
Fork Mounted Extendable Truss	8,000 lb Capacity	3,629 kg Capacity


# 12054

TELEHANDLER

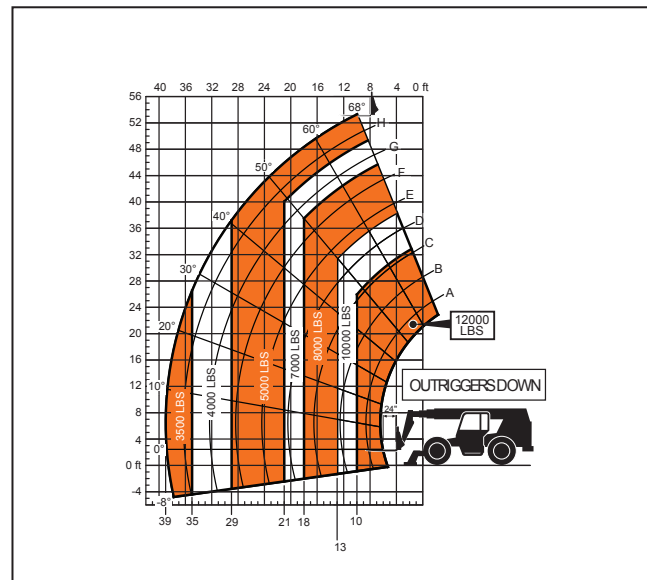
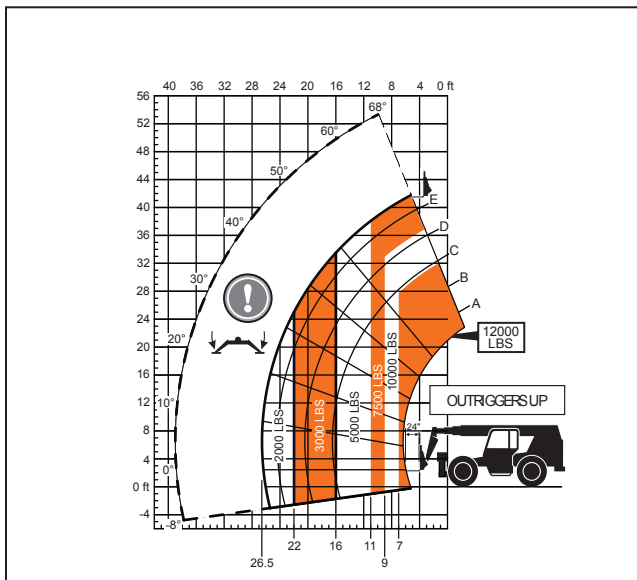
# SKYTRAK®

## Dimensions

All dimensions are approximate.



## Load Chart



## The JLG "1, 2 & 5" Warranty

We provide coverage for one (1) full year on the entire machine, two (2) full years or 2,000 hours on the drivetrain and cover all specified major structural components for five (5) years. Due to continuous product improvements, we reserve the right to make specification and/or equipment changes without prior notification.

Part No.: 3132252  
R0120  
Printed in USA



**JLG Industries, Inc.**  
1 JLG Drive  
McCconnellsburg, PA 17233-9533  
Telephone 717-485-5161  
Toll-free in US 877-JLG-LIFT  
Fax 717-485-6417  
[www.jlg.com](http://www.jlg.com)

**An Oshkosh Corporation Company**